



*Gambar Lam.1 Lashing Bridge dan Hatch Cover.*



*Gambar Lam.2 Lashing condition dilihat dari Lashing Bridge.*



Gambar Lam.3 *Lashing condition* dilihat dari *Hatch Cover*.



Gambar Lam.4 Pemasangan *Double Lashing Bar*.



Gambar Lam.5 Pemasangan *Single Bar*.




Gambar Lam.6 *Lashing Gears* yang rusak disisihkan.




Gambar Lam.7 Perawatan *Lashing Gears*.




Gambar Lam.8 Perawatan *Twist-lock*.



Gambar Lam.9 Kondisi *Lashing Bridge* sebelum dirawat.



Gambar Lam.10 Kondisi *Lashing Bridge* setelah dirawat.



Gambar Lam.11 Perawatan *Hatch Cover*.



Gambar Lam.12 *Marking* harus Jelas.



Gambar Lam.13 *Lashing Gears* berserakan di *Lashing Bridge*.



Gambar Lam.14 *Lashing Bridge* bersih dari *Lashing Gears*.



Gambar Lam.15 Perawatan *Lashing Bridge* di Laut.

